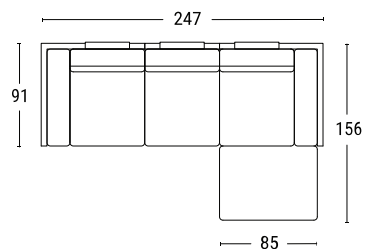
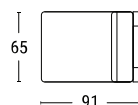
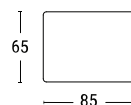
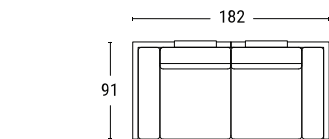


Transformations and Dimensions

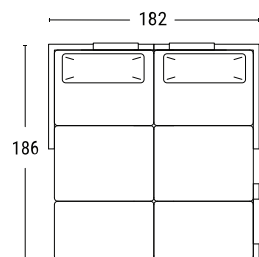


Corner Sofa

Options: left or right corner

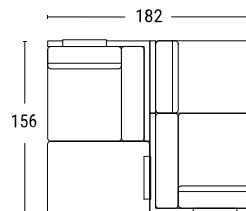


Two-seater + Armchair + Ottoman

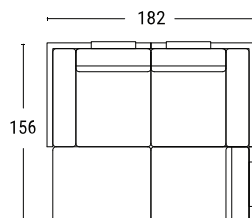


Double Bed

Additional option: two single beds



Conversational Lounge



Double Lounge

Additional option: two chaise lounges

CLOOODS




Clooods, the seemingly classic corner sofa set, is far from an ordinary sofa – it's actually a modular sofa system. Consisting of only four elements, this system is versatile, transformable, customizable, and durable, ensuring transformations for years to come.

Learn more about it on the following pages.




Elements


The Clooods sofa system consists of only four elements: two corners, an armchair, and an ottoman.



Corner element




Armchair



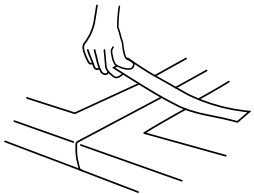
Ottoman

Connect the elements from either side to create the configuration of your choice, such as a corner set, two-seater with an armchair and an ottoman, two lounges, twin beds, or even a double bed.

Assembly



Secure the legs onto the seaters by twisting the hanger bolt attachment of each leg into the pre-drilled holes provided underneath the elements.



To secure any two elements together, **find the velcro straps provided underneath the seater cushions**, then attach them where the bases of the two elements meet.

If you want to change the arrangement of your set, no problem – the connections work in any position.

Caution:

To ensure the longevity of your sofa set and prevent potential damage, please avoid sitting on the sofa backrests and armrests, as well as jumping onto the furniture.

The Clooods Collection

As part of the Clooods Collection, an additional Corner Element B is available as an alternative to the regular corner element, providing additional seating area to the corner but limiting the transformability of the set.



Corner Element



Corner Element B

The elements in the collection are designed to be selected and combined based on your preferences and requirements. Here are some of our additional pre-made combinations:



2S



3S



4S

Fabrics

To maintain the appearance of your chosen fabric, please follow the instructions we have outlined on the care label of each removable cover as well as our website. Access the following QR codes to be directed there quickly.

General cleaning instructions:



Specific cleaning instructions for each fabric:

